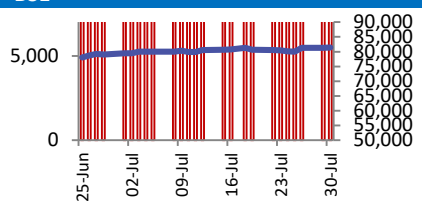
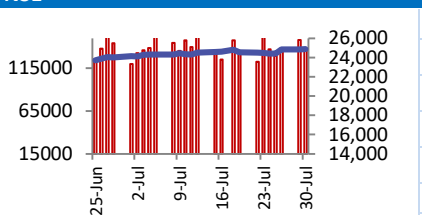


BSE		NSE																													
	<table border="1"> <tr><td>Open</td><td>81349</td></tr> <tr><td>High</td><td>81815</td></tr> <tr><td>Low</td><td>81230</td></tr> <tr><td>Close</td><td>81455</td></tr> <tr><td>Change</td><td>100</td></tr> <tr><td>Volume (Lacs)</td><td>9687</td></tr> <tr><td>Turnover (Rs.inCr)</td><td>12377</td></tr> </table>	Open	81349	High	81815	Low	81230	Close	81455	Change	100	Volume (Lacs)	9687	Turnover (Rs.inCr)	12377		<table border="1"> <tr><td>Open</td><td>24839</td></tr> <tr><td>High</td><td>24972</td></tr> <tr><td>Low</td><td>24799</td></tr> <tr><td>Close</td><td>24857</td></tr> <tr><td>Change</td><td>21</td></tr> <tr><td>Volume(Lacs)</td><td>50494</td></tr> <tr><td>Turnover(Rs.in Cr)</td><td>136557</td></tr> </table>	Open	24839	High	24972	Low	24799	Close	24857	Change	21	Volume(Lacs)	50494	Turnover(Rs.in Cr)	136557
Open	81349																														
High	81815																														
Low	81230																														
Close	81455																														
Change	100																														
Volume (Lacs)	9687																														
Turnover (Rs.inCr)	12377																														
Open	24839																														
High	24972																														
Low	24799																														
Close	24857																														
Change	21																														
Volume(Lacs)	50494																														
Turnover(Rs.in Cr)	136557																														

World Markets	Current	Previous	Pt. Chg	Var(%)
Dow	40743	40540	203	0.5%
Dow Futures	40860	40959	(99)	-0.2%
Nasdaq	17147	17370	(223)	-1.3%
FTSE	8274	8292	(18)	-0.2%
Nikkei	38370	38526	(156)	-0.4%
Hang Seng	17255	17003	252	1.5%
Gift Nifty	24962	24911	51	0.2%
Straits Singapore	3445	3442	3	0.1%
South Korea	2749	2738	11	0.4%
Taiwan	22303	22224	80	0.4%
Shanghai	2912	2879	33	1.1%

Commodity Prices	Current	Previous	Pt. Chg	Var(%)
Copper (\$/MT)	8972	9026	(54.0)	-0.6%
Alumin (\$/MT)	2225	2251	(26.0)	-1.2%
Zinc (\$/MT)	2629	2637	(8.0)	-0.3%
Brent Crude (\$/bbl)	79.4	78.6	0.8	1.0%
Gold (\$/Ounce)	2407	2411	(3.4)	-0.1%
Silver (\$/Ounce)	28.5	28.4	0.1	0.4%
Light Crude (\$/bbl)	75.6	74.7	0.9	1.2%
N G (\$/mmbtu)	2.1	2.1	0.0	0.1%
Sugar (\$/MT)	538.6	536.7	1.9	0.4%
Rubber (Rs./kg)	225.0	225.0	0.0	0.0%
Baltic Dry Index	1762	1797	(35.0)	-1.9%

Currency Exchange Rate	Current	Previous	Var(%)
Rs./ \$ rate	83.73	83.74	-0.01%
Rs./ Euro	90.70	90.75	-0.05%
Rs./ Chinese Yuan	11.57	11.56	0.05%
Yen / \$ rate	152.90	152.77	0.09%
\$ US/Euro	1.08	1.08	0.10%

Dollar Index	Current	Previous	Var(%)
Dollar Index	105.26	105.28	-0.02%

Support/ Resistance Levels for Today		
	Nifty	Bank Nifty Fut
Support 1	24770	51240
Support 2	24700	51000
Resistance	25000	51800

Securities in Ban For Trade
INDIACEM

Market Review

US: A selloff in major global companies led to a decline in the US stock markets as traders awaited key earnings reports from tech giants and central bank decisions. Although most S&P 500 shares rose, tech sector weakness, notably a 7.04% drop in Nvidia Corp. impacted the index.

Asia: Most share indices in the Asia-Pacific region were trading higher on Wednesday before the rate decisions from the Bank of Japan, and the US Federal Reserve. Both are scheduled to be published later today.

India: India's benchmark stock indices continued their gains for the third consecutive session to end at fresh record closing highs on Tuesday, led by gains in HDFC Bank Ltd., Tata Motors Ltd., and NTPC Ltd. Both indices closed at their highest levels. The NSE Nifty 50 closed at 24,857.30, up 0.09% or 21.20 points, and the S&P BSE Sensex closed at 81,455.40, up 0.12% or 99.56 points. **Market is expected to open on a flattish note and likely to witness range bound move during the day.**

Global Economy: Australian consumer price index inflation grew as expected in the second quarter, while softer-than-expected core inflation drove up bets that the Reserve Bank will not hike interest rates any further. CPI inflation grew 3.8% year-on-year in the three months to June 30, data from the Australian Bureau of Statistics showed on Wednesday. The reading was in line with expectations and picked up from the 3.6% seen in the prior quarter. Underlying inflation- which excludes the impact of volatile items such as fresh food and fuel, fell to 3.9% from 4%.

China's non-manufacturing activity expanded more slowly in July, an official factory survey showed on Wednesday, pointing to slowing domestic demand for services and reinforcing how troubling a years-long crisis in the property sector is. The official non-manufacturing purchasing managers' index (PMI), which includes services and construction, slowed to 50.2 from 50.5 in June, according to the National Bureau of Statistics (NBS).

Commodities: US gold prices held steady on Wednesday and were headed for a monthly gain on rising optimism surrounding US rate cuts, while focus shifted to the Federal Reserve policy verdict due later in the day.

Oil futures clawed back some losses on Wednesday, recovering from 7-week lows as geopolitical tensions rose after Israel retaliated against an attack by Hezbollah, although prices remained under pressure from concerns about demand in China.

Currency: The Japanese Yen (JPY) trims its daily gains against the US Dollar (USD) as traders anticipate the Bank of Japan's (BoJ) monetary policy decision on Wednesday.

FII Derivative Transactions (Rs. Cr)

Contracts	Purchase		Sell		Net	Open Interest (OI)		OI (Previous day)		Change	
	Contract	Value	Contract	Value		Contract	Value	Contract	Value	Contract	Value
Index Future	63473	4274	58396	3888	386	490789	32445	492457	32609	(1668)	(164)
Index Option	49804885	3177941	48811437	3124028	53913	6034769	404720	6191202	412780	(156433)	(8060)
Stock Future	346375	28299	368276	30443	(2144)	4025898	316864	4033605	316318	(7707)	546
Stock Option	528631	44808	528240	44855	(47)	370004	29911	318903	25699	51101	4212
Total	50743364	3255322	49766349	3203214	52108	10921460	783940	11036167	787406	(114707)	(3466)

FII All Activity-BBG (Rs Cr)	Buy	Sell	Net
23-Jul-24	15527	17075	(1548)
24-Jul-24	17143	20651	(3508)
25-Jul-24	17721	19919	(2198)
26-Jul-24	20646	16377	4269
29-Jul-24	17595	20321	(2726)
Month to date- July	343691	310012	33678
FII (Prov.) (Rs Cr)	Buy	Sell	Net
24-Jul-24	16122	21253	(5131)
25-Jul-24	14683	17288	(2605)
26-Jul-24	18201	15655	2546
29-Jul-24	17372	19846	(2475)
30-Jul-24	14452	20051	(5599)
Month to date-July	335896	327026	8870
DII (Prov.) (Rs. Cr)	Buy	Sell	Net
24-Jul-24	17787	14650	3137
25-Jul-24	15760	13328	2432
26-Jul-24	18856	16082	2774
29-Jul-24	18993	13328	5666
30-Jul-24	18719	13154	5565
Month to date-July	324147	304027	20120
FII Debt - BBG (Rs. Cr)	Buy	Sell	Net
23-Jul-24	3165	700	2465
24-Jul-24	1847	1663	184
25-Jul-24	2102	728	1375
26-Jul-24	1668	2327	(659)
29-Jul-24	3816	1425	2390
Month to date- July	41591	22844	18747

Market Breadth	BSE		NSE	
	No.	%	No.	%
Advance	2245	56%	1547	57%
Decline	1667	41%	1111	41%
Unchanged	111	3%	65	2%

Market Turnover	30-Jul	29-Jul	Var (%)
BSE Cash	12377	11273	10%
NSE Cash	136557	148104	-8%
NSE Futures	166348	211787	-21%
NSE Options	50162296	34016459	47%
Total (Rs.Cr)	50477579	34387623	47%

Volatility Index	30-Jul	29-Jul
Volatility Index	12.88	12.95

Index PE - TTM	30-Jul	Yr. High	Yr. Low
Sensex	24.1	26.0	21.8
Nifty	23.3	28.8	20.3

Corporate News

Hindustan Zinc gets tax demand of Rs 1,170 cr for AY21, co to file appeal

Listed mining entity Hindustan Zinc received a demand of Rs 1,170 crore inclusive of tax and interest from the Income Tax Department for AY21. The demand, sent by the Assessment Unit, Income Tax Department- National Faceless Assessment Centre, is unlikely to have a material financial impact, Hindustan Zinc said. The department's tax demand was based on identical disallowances and additions imposed in previous years in which the miner secured favourable orders from the Income Tax Appellate Tribunal. (ET)

Vedanta gets approval from 75% of its secured creditors to proceed with demerger

Mining conglomerate Vedanta said that it received a go ahead from 75 percent of its secured creditors for the proposed demerger of businesses, marking an important step in the company's plan to split into six independent listed companies. The company will now seek clearance from the stock exchanges and will file its demerger plan with the National Company Law Tribunal (NCLT). The demerger will create independent companies housing the aluminium, oil & gas, power, steel and ferrous materials, and base metals businesses, while the existing zinc and new incubated businesses will remain under Vedanta Limited. (MC)

Economy

RBI issues guidelines for non-bank payment service providers to prevent cyber security risks

The Reserve Bank of India (RBI) issued guidelines for non-bank payment system operators (PSOs) to ensure that they are resilient in the face of existing and emerging information systems and cyber security risks. The master circular, issued on Tuesday evening on 'cyber resilience and digital payment security controls,' stipulates a compliance structure and sets different timelines for PSOs based on size. The large non-bank PSOs need to abide by the directions by April 1, 2025. (ET)

International

Rio Tinto open to big copper buys but cautious of overheated market

Rio Tinto may consider a large acquisition but it would have to provide value that is hard to find amid a copper market that is running hot, CEO Jakob Stausholm said on Wednesday while discussing its first-half results. Rio derives most of its profits from iron ore but is increasingly focused on copper growth where it expects growth of 3% a year from 2024 onward. (Inv)

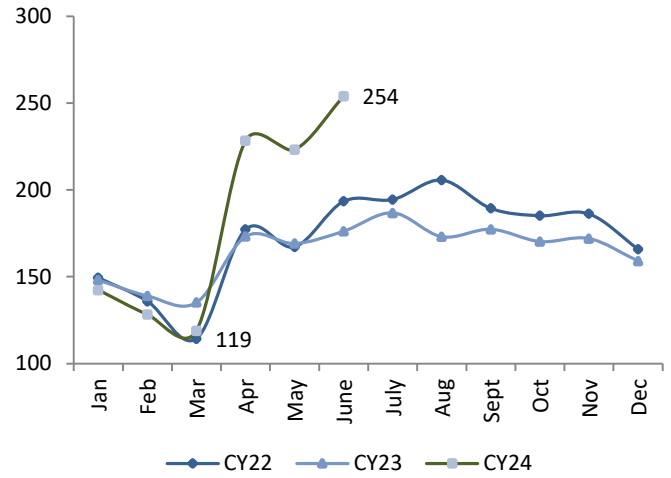
Top 5 Nifty Gainers	30-Jul	29-Jul	Var(%)
TATAMOTORS	1162	1124	3.4%
NTPC	407	394	3.3%
BPCL	348	338	3.0%
POWERGRID	350	342	2.2%
ASIANPAINT	3005	2955	1.7%
Top 5 Nifty Losers	30-Jul	29-Jul	Var(%)
LTIM	5673	5787	-2.0%
CIPLA	1529	1554	-1.6%
SBILIFE	1721	1747	-1.5%
GRASIM	2791	2828	-1.3%
SUNPHARMA	1702	1723	-1.3%

BSE Index Watch	Last	1 day	1 wk	1 mth	1 yr
SENSEX	81455	0.1%	1.3%	3.1%	22.4%
MIDCAP	48221	0.3%	3.7%	4.5%	58.5%
SMLCAP	55412	0.9%	4.9%	6.3%	58.3%
AUTO	59910	0.5%	4.6%	4.6%	66.3%
BANKEX	58756	0.1%	-1.0%	-1.5%	14.2%
Capital Goods	75488	0.1%	6.0%	4.4%	71.4%
FMCG	22420	-0.9%	-0.6%	9.1%	18.1%
Health Care	40155	-0.3%	3.6%	8.2%	44.8%
IT	41705	0.0%	1.9%	12.9%	37.7%
METAL	32408	0.3%	2.8%	-1.9%	46.1%
Oil & Gas	32469	0.7%	6.9%	10.2%	67.2%
Power	8321	1.5%	6.3%	4.6%	90.0%
Realty	8575	0.4%	2.9%	-0.7%	89.0%

NSE USD Futures	30-Jul	29-Jul	Var (%)
July Expiry (Rs./\$)	83.81	83.74	0.1%
August Expiry (Rs./\$)	83.59	83.81	-0.3%
Total Turnover (Rs. Crore)	1050	10157	-90%

Sectors	TTM PE
Auto	35.61
Auto Ancillary	53.69
Banking	15.08
Engineering	44.8
Cement	79.98
Diamonds & Jewellery	63.16
Housing Finance	25.19
Infrastructure & Const	35.37
Metals-Aluminium	41.51
Metal – Steel	19.17
Oil Expl.	16.82
Pharma	11.99
Power – Gen. Supp.	44.41
Information Tech.	25.91
Sugar	20.42
Telecom Serv. Prov.	92.22
Tyres	29.62

All India Tea Prices (Rs/Kg) (Source: teaboard.gov.in)



10 year G-Sec Yield	Current	Previous	Change
US	4.15%	4.14%	1 bps
Japan	1.07%	1.00%	6 bps
India	6.93%	6.92%	1 bps
UK	4.04%	4.05%	(1) bps
Libor 3 Mths	5.51%	5.52%	(0) bps

Indian Eco Data	Current	Previous	Var(%)
Forex Reserve (US\$ in bn)	654	652	0.3%
Inflation - WPI	3.36%	2.61%	75 bps
Inflation - CPI	5.08%	4.80%	28 bps

India GDP	Q4FY24	Q3FY24	Var(%)
Growth	7.76%	8.57%	(81) bps

Monetary Policy	Current	Previous	Change
Repo Rate	6.50%	6.50%	0 bps
Reverse Repo Rate	3.35%	3.35%	0 bps
CRR	4.50%	4.50%	0 bps
O/S Banking System Liquidity (Rs bn)	1364	1521	(157.4)

IIP Growth %	Jan-24	Jan-23	Apr-Feb
IIP	5.9	5.7	6.2
Mining	5.9	9.0	8.5
Manufacturing	3.2	4.5	5.7
Electricity	5.6	12.7	7.0

ADR Price Movement

Company	Price (US\$)	Volume	Previous Day Price	Volume	Variance (%)	No. of Share Per ADR	ADR Price (Rs.)	BSE Price	Variance (%)
Infosys Tech	22.61	6682977	22.60	8940807	0.04%	1	1893.08	1877.15	0.8%
Wipro	6.16	2266885	6.20	1355862	-0.65%	1	515.76	521.50	-1.1%
Dr.Reddy's	80.63	310539	82.02	160888	-1.69%	1	6750.95	6804.15	-0.8%
ICICI Bank	28.88	6613845	28.78	4829386	0.35%	2	1209.03	1209.45	0.0%
HDFC Bank	59.91	1736409	60.13	898470	-0.37%	3	1672.04	1615.55	3.5%

GDR's (US\$)

	Prices	Prev. Close	Change	Var %
L&T	45.30	45.00	0.3	0.7%
RIL	72.30	72.00	0.3	0.4%
SBI	103.80	103.60	0.2	0.2%

US Economy Data

	Current	Previous
Inflation (YoY)	3.00%	3.30%
Unemployment (%)	4.10%	4.00%

Interest Rate (%)

	Current	Previous
Fed Rate	5.50%	5.50%

US GDP

	Q1CY24	Q4CY23	Q4CY22
Growth (QoQ Annualized)	2.80%	1.40%	2.60%

China Economy Data

	Current	Previous
GDP	4.70%	5.30%
Inflation – CPI (%)	0.20%	0.30%

Economic Calendar

	Date
Indian GDP Data	30 Aug
Indian Inflation Data CPI	12 Aug
Indian Inflation Data WPI	14 Aug
Indian Monetary Policy	08 Aug
India's Industrial Production (IIP)	12 Aug
US Inflation Data	14 Aug
US GDP	30 Aug
US Unemployment Data	02 Aug
US Fed Rate	31 Jul
China GDP	18 Oct
China Inflation Data	9 Aug

Event Update

Name	Date	Purpose
Aarti Pharmed Labs Ltd.	31-07-24	Rs.1.00 per share(20%)Final Dividend
Centum Electronics Ltd.	31-07-24	Rs.3.00 per share(30%)Final Dividend
CRISIL Ltd.	31-07-24	Rs.8.00 per share(800%)Second Interim Dividend
DLF Ltd.	31-07-24	Rs.5.00 per share(250%)Final Dividend
EIH Ltd.	31-07-24	Rs.1.20 per share(60%)Final Dividend
IRB InvIT Fund	31-07-24	Income Distribution (InvIT)
Kamdhenu Ltd.	31-07-24	Rs.2.00 per share(20%)Final Dividend
Panorama Studios International Ltd.	31-07-24	Stock Split from Rs.10/- to Rs.2/-
SRF Ltd.	31-07-24	Rs.3.60 per share(36%)First Interim Dividend
Aditya Birla Sun Life AMC Ltd.	01-08-24	Rs.13.50 per share(270%)Final Dividend
Oberoi Realty Ltd.	01-08-24	Rs.2.00 per share(20%)Interim Dividend
Tasty Bite Eatables Ltd.	01-08-24	Rs.2.00 per share(20%)Final Dividend
Tips Industries Ltd.	01-08-24	Rs.2.00 per share(200%)Interim Dividend
Ajmera Realty & Infra India Ltd.	02-08-24	Rs.4.00 per share(40%)Final Dividend
Albert David Ltd.	02-08-24	Rs.11.50 per share(115%)Final Dividend
Bigbloc Construction Ltd.	02-08-24	Rs.0.40 per share(20%)Final Dividend
Cipla Ltd.	02-08-24	Rs.13.00 per share(650%)Final Dividend
Coforge Ltd.	02-08-24	Rs.19.00 per share(190%)Interim Dividend
Divi's Laboratories Ltd.	02-08-24	Rs.30.00 per share(1500%)Final Dividend
Embassy Office Parks REIT	02-08-24	Income Distribution RITES
Everest Industries Ltd.	02-08-24	Rs.2.50 per share(25%)Final Dividend
HB Stockholdings Ltd.	02-08-24	Rs.1.50 per share(15%)Dividend
HRH Next Services Ltd.	02-08-24	Remote E-voting and AGM

Bulk Deal As On 30/07/24

BSE					
Security Code	Security Name	Client Name	Deal	Quantity	Price
538351	AFEL	MULTIPLIER SHARE & STOCK ADVISORS PRIVATE LIMITED	B	100000	15.63
538351	AFEL	SEIFER RICHARD MASCARENHAS	S	200000	15.63
542865	ANUROOP	DILIP NANJI CHHEDA	S	54000	38.52
512149	AVANCE	SURESH ANAND	S	10000000	0.9
542285	AXITA	QE SECURITIES LLP	S	939871	25.96
542285	AXITA	QE SECURITIES LLP	B	1312104	25.88
538817	CAPPIPES	CAPTAIN POLYPLAST LIMITED	S	1280001	18.87
542155	DGL	RAJESH PIROGWIJAL	S	50000	3.47
530959	DIANATEA	JAINAM SHARE CONSULTANTS PVT. LTD.	B	100000	34.4
530733	ENCODE	ANILKUMAR SHIVABHAI PATEL	S	16000	13.85
543538	GOEL	NEHA DEALTRADE PRIVATE LIMITED	S	20800	171.37
543538	GOEL	SHERWOOD SECURITIES PVT LTD	S	20800	171.71
543538	GOEL	VIVEK KARWA	S	25600	172.43
539206	GVBL	SATISH KUMAR SHARMA	S	27883	53.04
540377	IFL	CAMELLIA TRADEX PRIVATE LIMITED	S	4863101	1.21
539449	IGCIL	IRFAN FAKHRI KARIMI	B	71749	33.5
539449	IGCIL	RACHANANILESHMEHTA	S	16000	32.81
539449	IGCIL	RACHNA VIJAY VATS	B	15000	33.3
542924	JANUSCORP	MAHARSHI HASMUKHBHAI PANCHAL	S	87500	10.2
538895	MIHIKA	VAKANDA SERVICES PRIVATE LIMITED	S	60747	23.56
543207	NATURAL	HEMA JAYPRAKASH BHAVSAR	S	57477	12.51
533273	OBEROIRLTY	BNP PARIBAS FINANCIAL MARKETS	S	70547	1793.9
533273	OBEROIRLTY	INTEGRATED CORE STRATEGIES (ASIA) PTE. LTD.	B	70547	1793.9
531512	ORIENTTR	KHIMJI NARAN MENAT	B	86500	14.44
538730	PDSL	ICICI PRUDENTIAL MUTUAL FUND	B	1000000	554.97
544141	PESB	SI INVESTMENTS & BROKING P LTD	B	100800	166.1
540173	PNBHOUSING	ADITYA BIRLA SUN LIFE MUTUAL FUND	B	2903220	775
540173	PNBHOUSING	DSP BLACKROCK MUTUAL FUND	B	1370170	775
540173	PNBHOUSING	GOVERNMENT OF SINGAPORE	B	6162679	775
540173	PNBHOUSING	HSBC MUTUAL FUND	B	1348100	775
540173	PNBHOUSING	ICICI PRUDENTIAL LIFE INSURANCE COMPANY LIMITED	B	1419000	775
540173	PNBHOUSING	MONETARY AUTHORITY OF SINGAPORE	B	1400527	775
540173	PNBHOUSING	QUALITY INVESTMENT HOLDINGS PCC	S	16630000	775.02
540173	PNBHOUSING	QUALITY INVESTMENT HOLDINGS PCC	S	16630000	775.25
530095	PRADHIN	DHRUV GANJI	S	46000	40.54
543285	RCAN	TIRUPATI FINCORP LIMITED	S	89000	157.07
539760	RELICAB	SAJJAN KUMAR PATWARI	B	100000	125.47
539760	RELICAB	VENKATESHWARA INDUSTRIAL PROMOTION CO LIMITED	S	109000	125.5
543256	RFLL	KIRAN MITTAL	S	108470	17.94
543171	ROJL	SANKET RAMESH FUKE	S	320000	4.15
531893	SAWABUSI	NOBLE POLYMERS LIMITED NOBLE	S	9314197	0.63
539574	SCL	NANDI MERCANTILES PVT LTD	S	6400000	2.33
540147	SHASHIJIT	AMRISH KIRTILAL SHAH	S	285000	7.2
540147	SHASHIJIT	HARSHIL KHYANI	S	400000	7.21
540147	SHASHIJIT	PRIYANKA VARUN GARG	B	1500000	7.21
540147	SHASHIJIT	SWATI AMRISH SHAH	B	447216	7.2
540147	SHASHIJIT	SWATI AMRISH SHAH	S	200000	7.22
508905	SMIFS	LEND LEASE COMPANY INDIA LIMITED	B	260000	49
508905	SMIFS	THE INDIAMAN FUND MAURITIUS LIMITED	S	260000	49

543924	SONALIS	GREEN PEAKS ENTERPRISES LLP	S	10000	92.47
570001	TATAMTRDVR	BNP PARIBAS FINANCIAL MARKETS	S	134765	768.45
570001	TATAMTRDVR	INTEGRATED CORE STRATEGIES (ASIA) PTE. LTD.	B	134765	768.45
542765	TRANSPACT	VISHAL MAHESH WAGHELA	B	2500	326.5
542765	TRANSPACT	YELLOWSTONE VENTURES LLP	S	2500	326.5
539040	TTIL	ANEES ALNASIR GILANI	S	142082	24.15
539040	TTIL	AZMAT TRADERS LLP	S	273757	24.15
539040	TTIL	DISHANT DHARMESHKUMAR MEHTA	B	122800	24.15
539040	TTIL	SEIFER RICHARD MASCARENHAS	B	300000	24.15
539040	TTIL	WILSON HOLDINGS PRIVATE LIMITED	S	502500	24.15
543545	VEERKRUPA	AMMISHI MEEHIIR DESAI	B	768200	2.1
543545	VEERKRUPA	CHIRAG ARVINDBHAI SHAH	S	3974600	2.1
533427	VMS	JAI VINAYAK SECURITIES	S	121832	68.18
533427	VMS	JAI VINAYAK SECURITIES	B	131231	68.38
533427	VMS	RAJENDRA KANOONGO	S	150000	71.13
533427	VMS	YUGA STOCKS AND COMMODITIES PRIVATE LIMITED .	B	200000	71.97
544219	VVIPIL	THUNDERSTRIKE QUANT RESEARCH LLP	B	360000	185.53
544219	VVIPIL	VIKABH SECURITIES PRIVATE LIMITED	B	174000	183.76

NSE

Security Code	Security Name	Client Name	Deal	Quantity	Price
ARIHANTACA	Arihant Academy Limited	DIVYA ANIL SHETH	SELL	36800	150.02
AHLEAST	Asian Hotels (East) Ltd	WHITEPIN TIE UP LIMITED	SELL	120000	129.12
ATALREAL	Atal Realtech Limited	MILAN JAYVANTLAL MITHANI(HUF)	BUY	582405	7.71
ATAM	Atam Valves Limited	PARAG COMMOSALES	SELL	70722	187.04
BAJAJFINSV	Bajaj Finserv Limited	ARYAMAN FAMILY TRUST	SELL	75000	1662
BAJAJFINSV	Bajaj Finserv Limited	BACHHRAJ & CO PRIVATE LIMITED	BUY	225000	1662
BAJAJFINSV	Bajaj Finserv Limited	NIRVAAN FAMILY TRUST	SELL	75000	1662
BAJAJFINSV	Bajaj Finserv Limited	SUNAINA KEJRIWAL	SELL	75000	1662
CELEBRITY	Celebrity Fashions Limite	CHARATH RAM NARSIMHAN	SELL	501082	17.32
CIGNITITEC	Cigniti Technologies Ltd	RAJASTHAN GLOBAL SECURITIES PVT LTD	BUY	150000	1365
DPEL	Divine Power Energy Ltd	IMVESTA GROWTH SCHEME	SELL	117000	94.48
GICL	Globe Int'l Carriers Ltd	WILSON HOLDINGS PRIVATE LIMITED	SELL	288000	60
GICL	Globe Int'l Carriers Ltd	YUVRAJ HIRALAL MALHOTRA	BUY	288000	63.04
GLOBE	Globe Textiles (I) Ltd.	MULTIPLIER SHARE & STOCK ADVISORS PRIVATE LIMITED	BUY	1750000	6.14
IEL	Indiabulls Ent Ltd	STEADVIEW CAPITAL MAURITIUS LIMITED	SELL	4311000	10.76
INDO-RE1	Indowind Energy Limited	BALCHAND SINGHI	BUY	140000	3.43
INDO-RE1	Indowind Energy Limited	INDUS FINANCE CORPORATION LTD	SELL	266353	3.78
INDO-RE1	Indowind Energy Limited	MULTIPLIER SHARE & STOCK ADVISORS PRIVATE LIMITED	BUY	520000	3.25
INDO-RE1	Indowind Energy Limited	SOURA CAPITAL PVT LTD	SELL	3263776	3.37
INDO-RE1	Indowind Energy Limited	VIMLA CHOPRA	BUY	1766000	3.34
INDSWFTLAB	Ind-Swift Labs Ltd.	WILSON HOLDINGS PRIVATE LIMITED	SELL	338704	141.35
KANDARP	Kandarp Dg Smart Bpo Ltd	RAJESH SUBHASH JANGAM	BUY	108000	40.49
KSHITIJPOL	Kshitij Polyline Limited	BHAVISHYA ECOMMERCE PRIVATE LIMITED	BUY	835000	7.56
KSHITIJPOL	Kshitij Polyline Limited	HARSHA RAJESHBHAI JHAVERI	BUY	683781	7.52
KSHITIJPOL	Kshitij Polyline Limited	PRABHU LAL MEENA	BUY	883000	7.6
KSHITIJPOL	Kshitij Polyline Limited	PRAVINKUMAR DEVICHAND JAIN	SELL	1225000	7.47
KSHITIJPOL	Kshitij Polyline Limited	PRIYANKA PURAV SHAH	SELL	2239007	7.52
KSHITIJPOL	Kshitij Polyline Limited	SACHIN GOVINDLAL MODI	BUY	2700000	7.45
KSHITIJPOL	Kshitij Polyline Limited	VIKRAMKUMAR DEVICHAND JAIN	SELL	1306250	7.58
NDLVENTURE	NDL Ventures Limited	RELIANCE VALUE SERVICES PRIVATE LIMITED	SELL	224969	108.35
NITCO	Nitco Limited	JM FINANCIAL ASSET RECONSTRUCTION COMPANY LIMITED	SELL	482363	77.62
SARDAEN	Sarda Energy & Min Ltd	FORTUNE COURIERS LTD	SELL	1500000	279
SARDAEN	Sarda Energy & Min Ltd	JOHNSON DYE WORKS PRIVATE LTD	BUY	750000	279
SARDAEN	Sarda Energy & Min Ltd	NEW ERA FABRICS LIMITED	BUY	750000	279
VLINFRA	V.L.Infraprojects Limited	CAMELLIA TRADEX PRIVATE LIMITED	BUY	108000	79.8
VLINFRA	V.L.Infraprojects Limited	FLUX CAPITAL PRIVATE LIMITED	BUY	96000	83.75
VLINFRA	V.L.Infraprojects Limited	GROWTH SECURITIES PRIVATE LIMITED	BUY	90000	79.8
VLINFRA	V.L.Infraprojects Limited	THUNDERSTRIKE QUANT RESEARCH LLP	BUY	243000	83.75
VINEETLAB	Vineet Laboratories Ltd	KAMAL AMRUTLAL JIVANI	SELL	50000	66.35
VINEETLAB	Vineet Laboratories Ltd	KHANT PIYUSHKUMAR	BUY	52345	63.82
VINEETLAB	Vineet Laboratories Ltd	KHANT PIYUSHKUMAR	SELL	13758	65.01
VIRINCHI	Virinchi Limited	MAGNUM HEALTH AND SAFETY PRIVATE LIMITED	BUY	500000	36.61
YAARI	Yaari Digi Int Ser Ltd	STEADVIEW CAPITAL MAURITIUS LIMITED	SELL	1870000	9.29

Disclosure:

Research Reports that are published by Nirmal Bang Securities Private Limited (hereinafter referred to as "NBSPL") are for private circulation only. NBSPL is a registered Research Analyst under SEBI (Research Analyst) Regulations, 2014 having Registration no. INH000001766. NBSPL is also a registered Stock Broker with National Stock Exchange of India Limited, BSE Limited, Metropolitan Stock Exchange of India Limited, Multi Commodity Exchange of India Limited and , National Commodity and Derivative Exchange Limited in Capital Market , Equity and Commodities derivatives segments and Currency Derivatives Segment .

NBSPL has other business divisions with independent research teams separated by Chinese walls, and therefore may, at times, have different or contrary views on stocks and markets.

NBSPL or its associates have not been debarred / suspended by SEBI or any other regulatory authority for accessing / dealing in securities Market since last 20 years. NBSPL, its associates or analyst or his relatives do not hold any financial interest (Except Investment) in the subject company. NBSPL or its associates or Analyst do not have any conflict or material conflict of interest at the time of publication of the research report with the subject company. NBSPL or its associates or Analyst or his relatives may or may not hold beneficial ownership of 1% or more in the subject company at the end of the month immediately preceding the date of publication of this research report.

NBSPL or its associates / analyst has not received any compensation / managed or co-managed public offering of securities of the company covered by Analyst during the past twelve months. NBSPL or its associates have not received any compensation or other benefits from the company covered by Analyst or third party in connection with the research report. Analyst has not served as an officer, director or employee of Subject Company. NBSPL / analyst has not been engaged in market making activity of the subject company.

Analyst Certification: The research analysts and authors of these reports, hereby certify that the views expressed in this research report accurately reflects my/our personal views about the subject securities, issuers, products, sectors or industries. It is also certified that no part of the compensation of the analyst(s) was, is, or will be directly or indirectly related to the inclusion of specific recommendations or views in this research. The analyst(s) principally responsible for the preparation of this research report and has taken reasonable care to achieve and maintain independence and objectivity in making any recommendations.

Disclaimer:

The Research Report is for the personal information of the authorized recipient and does not construe to be any investment, legal or taxation advice. NBSPL is not soliciting any action based upon it. Nothing in the research report shall be construed as a solicitation to buy or sell any security or product, or to engage in or refrain from engaging in any such transaction. In preparing the research report, we did not take into account the investment objectives, financial situation and particular needs of the reader.

The research report has been prepared for the general use of the clients of NBSPL and must not be copied, either in whole or in part, or distributed or redistributed to any other person in any form. If you are not the intended recipient you must not use or disclose the information in the research report in any way. Though disseminated to all the customers simultaneously, not all customers may receive the research report at the same time. NBSPL will not treat recipients as customers by virtue of their receiving the research report. The research report is not directed or intended for distribution to or use by any person or entity resident in a state, country or any jurisdiction, where such distribution, publication, availability or use would be contrary to law, regulation or which would subject NBSPL & its group companies to registration or licensing requirements within such jurisdictions.

The report is based on the information obtained from sources believed to be reliable, but we do not make any representation or warranty that it is accurate, complete or up-to-date and it should not be relied upon as such. We accept no obligation to correct or update the information or opinions in it. NBSPL or any of its affiliates or employees shall not be in any way responsible for any loss or damage that may arise to any person from any inadvertent error in the information contained in the research report. NBSPL or any of its affiliates or employees do not provide, at any time, any express or implied warranty of any kind, regarding any matter pertaining to this report, including without limitation the implied warranties of merchantability, fitness for a particular purpose, and non-infringement. The recipients of the research report should rely on their own investigations.

This information is subject to change without any prior notice. NBSPL reserves its absolute discretion and right to make or refrain from making modifications and alterations to this statement from time to time. Nevertheless, NBSPL is committed to providing independent and transparent recommendations to its clients, and would be happy to provide information in response to specific client queries.

Before making an investment decision on the basis of research report, the reader needs to consider, with or without the assistance of an adviser, whether the advice is appropriate in light of their particular investment needs, objectives and financial circumstances. There are risks involved in securities trading. The price of securities can and does fluctuate, and an individual security may even become valueless. International investors are reminded of the additional risks inherent in international investments, such as currency fluctuations and international stock market or economic conditions, which may adversely affect the value of the investment. Opinions expressed are subject to change without any notice. Neither the company nor the director or the employees of NBSPL accept any liability whatsoever for any direct, indirect, consequential or other loss arising from any use of the research report and/or further communication in relation to the research report. Here it may be noted that neither NBSPL, nor its directors, employees, agents or representatives shall be liable for any damages whether direct or indirect, incidental, special or consequential including lost revenue or lost profit that may arise from or in connection with the use of the information contained in the research report.

Copyright of this document vests exclusively with NBSPL.

Our reports are also available on our website

Registration granted by SEBI and certification from NISM in no way guarantee performance of NBSPL or provide any assurance of returns to investors.

Nirmal Bang Research (Division of Nirmal Bang Securities Pvt. Ltd.)

B-2, 301/302, Marathon Innova,
Opp. Peninsula Corporate Park
Off. Ganpatrao Kadam Marg
Lower Parel(W), Mumbai-400013
Board No. : 91 22 6723 8000/8001
Fax. : 022 6723 8010